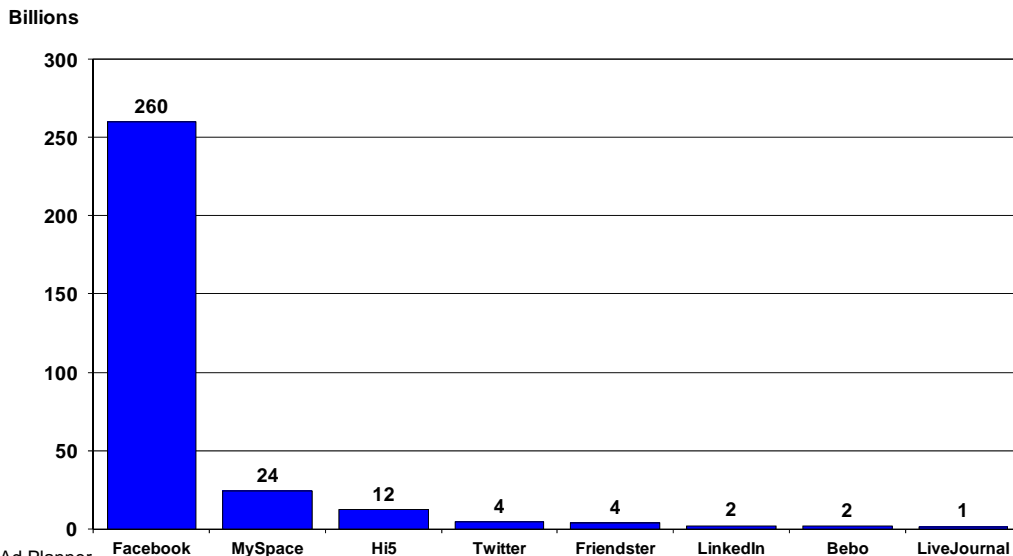


Top social networking sites

Average monthly page views, 2010



Source: Google Ad Planner.

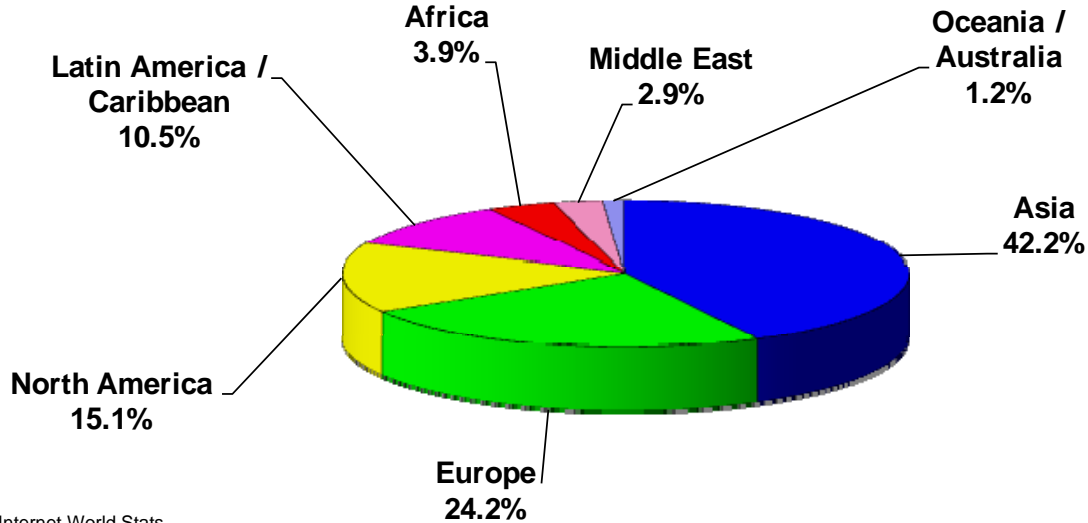


Top 5 websites by traffic

Website	Sites linking in
Google.com	727,036
Facebook.com	776,492
YouTube.com	686,159
Yahoo.com	119,825
Live.com	24,889

Source: Alexa.

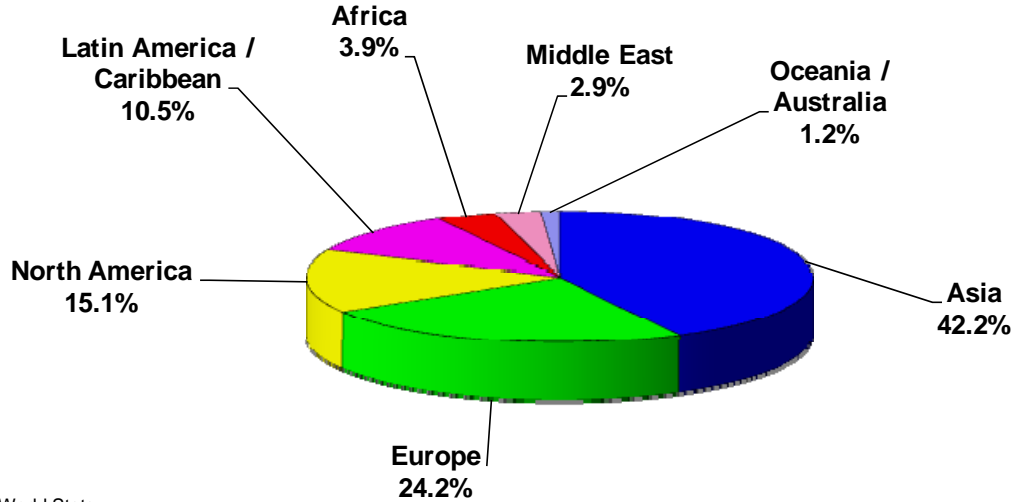
World Internet users, 2009



Source: Internet World Stats.



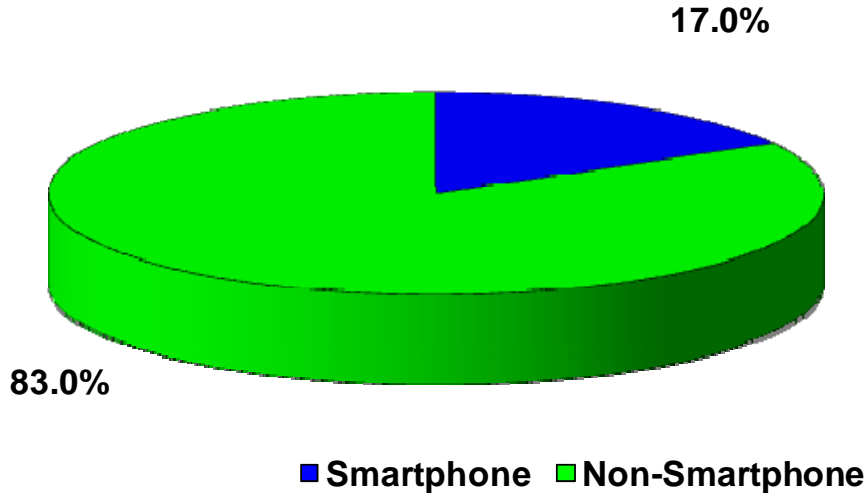
World Internet penetration by country, 2009



Source: Internet World Stats.

Smartphone market share

U.S., December 2009



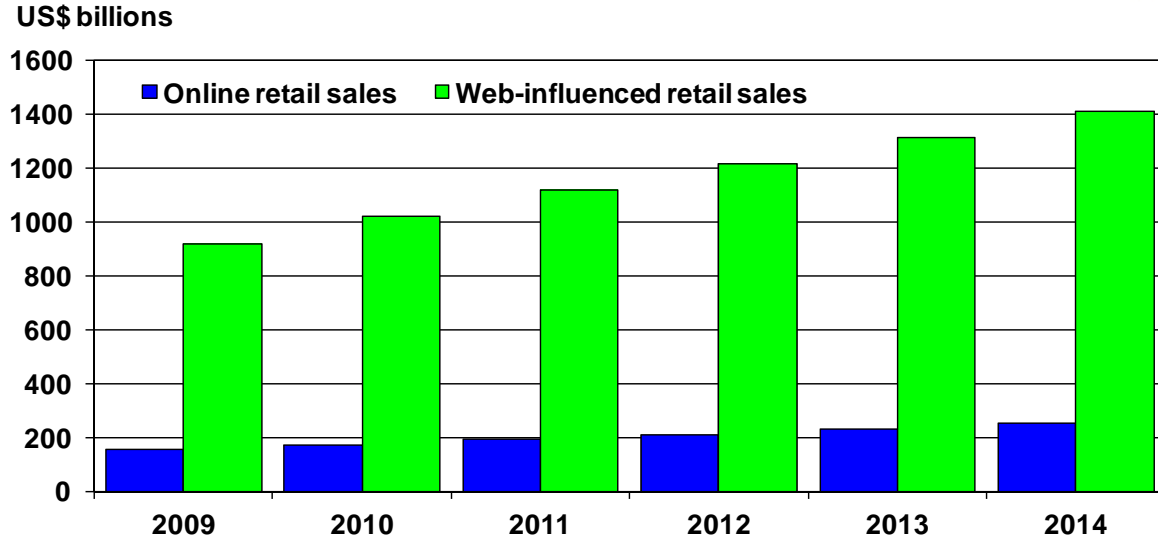
Top 10 fastest-growing tech companies

2008

Rank	Company	Business	5-Yr Sales Growth (%)	Latest 12-Mo Sales (US\$ M)
1	Google	Online search engine, web portal	155	14,973
2	Salesforce.com	Sales mgmt software	85	676
3	Ceradyne	Aerospace, defense ceramics	75	744
4	Euronet Worldwide	Banking software	69	821
5	FalconStor Software	Archive, backup software	58	73
6	Cognizant Technology Solutions	Consulting	53	1,960
7	Celgene	Biotechnology	53	1,266
8	LifeCell	Biotechnology	NA	177
9	Martek Biosciences	Nutritional supplements	42	307
10	j2 Global Communications	Internet telecom svcs	42	204

Sources: Audit Integrity; Forbes; FT Interactive Data, Reuters Fundamentals, Thomson IBES and Worldscope via FactSet Research Systems; Standard & Poor's; Value Line.

E-commerce projection in the U.S.

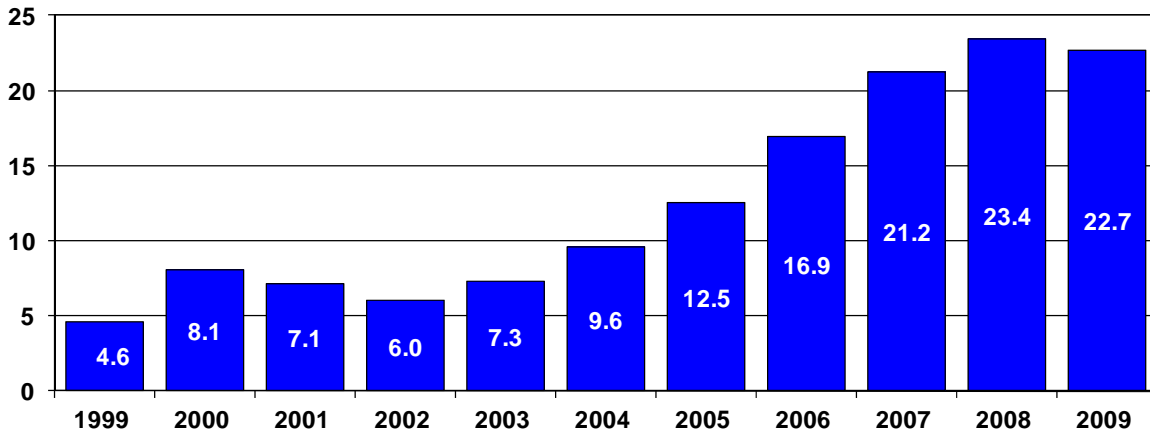


Sources: Forester Research and Barclay's Capital estimates.

Online advertising revenues

United States

US\$ billions



Sources: PricewaterhouseCoopers, Interactive Advertising Bureau.

Online advertising spending

MySpace and Facebook, 2010 forecast

	US\$ M	Percent change (2009 - 2010)
MySpace		
U.S.	360	-23
Outside U.S.	25	3
World	385	-21
Facebook		
U.S.	450	34
Outside U.S.	155	65
World	605	39

Source: eMarketer.