



From Aid to Investment: Spurring Growth in the Poorest Nations



“Existing foreign aid programs and concepts are largely unsatisfactory and unsuited for our needs and for the needs of the underdeveloped world.”



U.S. President John F. Kennedy
November 3, 1961

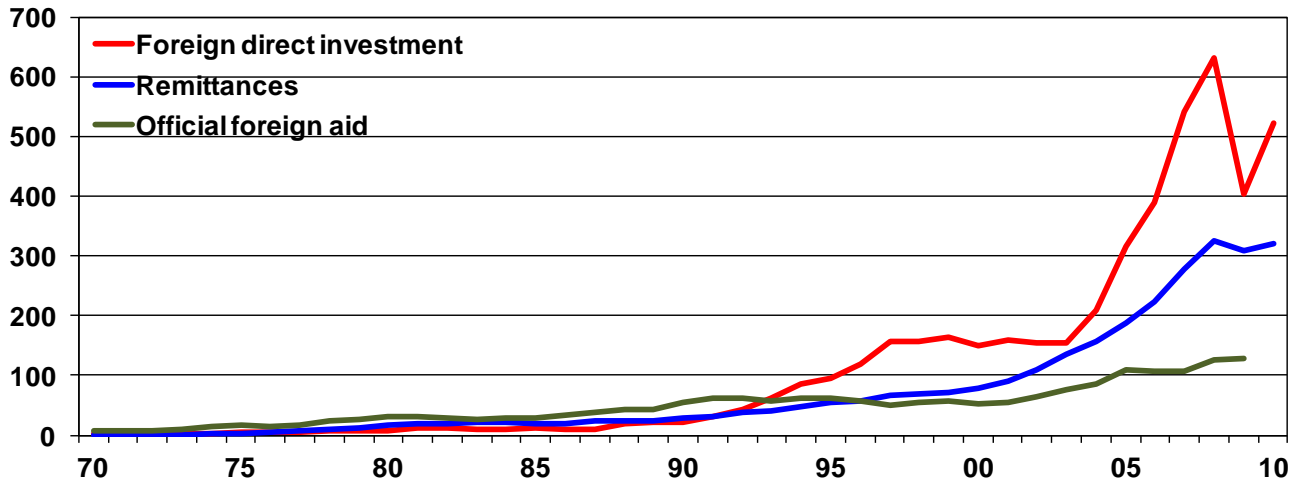
Foreign aid continues to grow at a slow pace

Low and middle income countries, 1970-2010



MILKEN INSTITUTE

Current US\$ billion



Note: 2010 data is not available for foreign aid.

Source: World Development Indicators 2011.

Thrifty donors: Aid is a small percentage of national income

Official development assistance, 2010



MILKEN INSTITUTE

Country	Net given (\$US billion)	Percent of GNI (%)
Norway	4.6	1.10
United Kingdom	13.8	0.56
France	12.9	0.50
Germany	12.7	0.38
Canada	5.1	0.33
United States	30.2	0.21
Japan	11.0	0.20

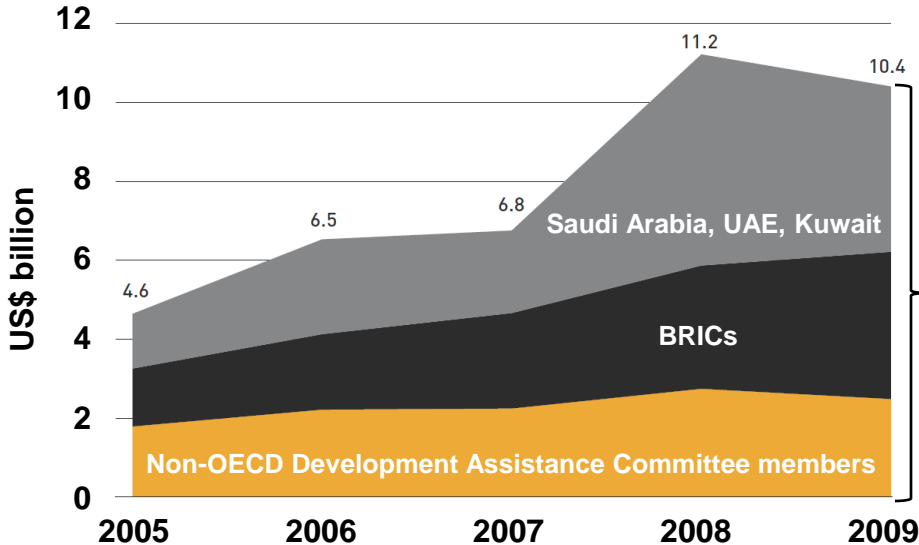
U.N. target is 0.7%

Developing countries join the donor club

Foreign aid, 2005-2009



MILKEN INSTITUTE



Together, they gave more than 8% of total foreign aid.

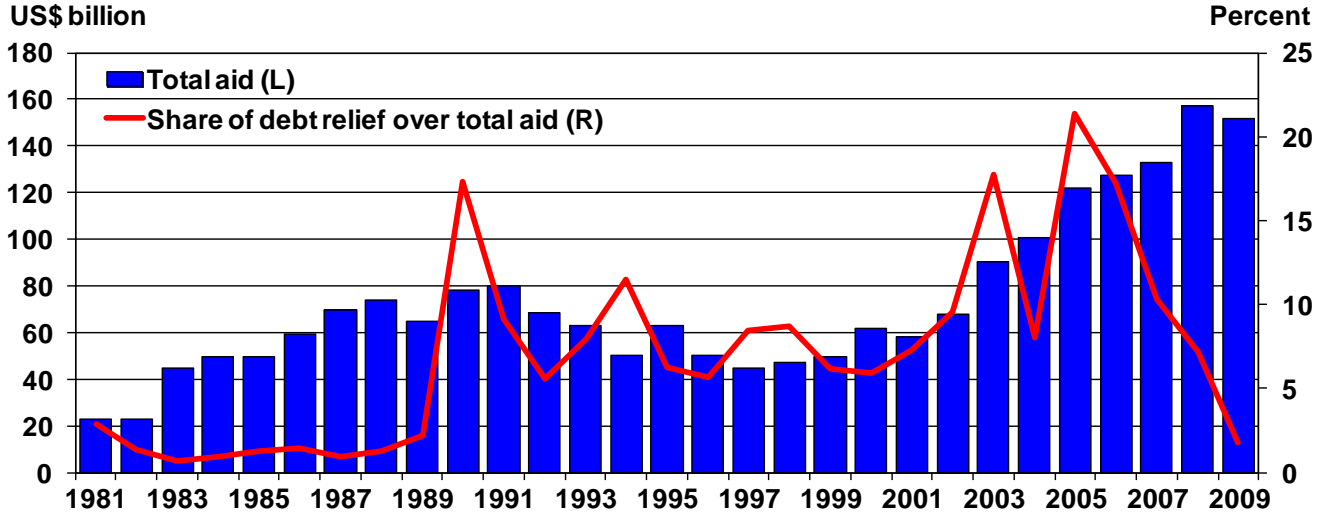
Source: Global Humanitarian Assistance.

Debt relief is sharply down from the 2005 peak

All donors' aid commitments, 1981-2009



MILKEN INSTITUTE




Source: OECD.



Promoting private investment through aid

Key objectives:

- Lower the costs of doing business.
- Reduce investment risks.
- Improve competition to enhance productivity.
- Develop capacity of public and private sector stakeholders to engage in political process and to implement policy reforms.



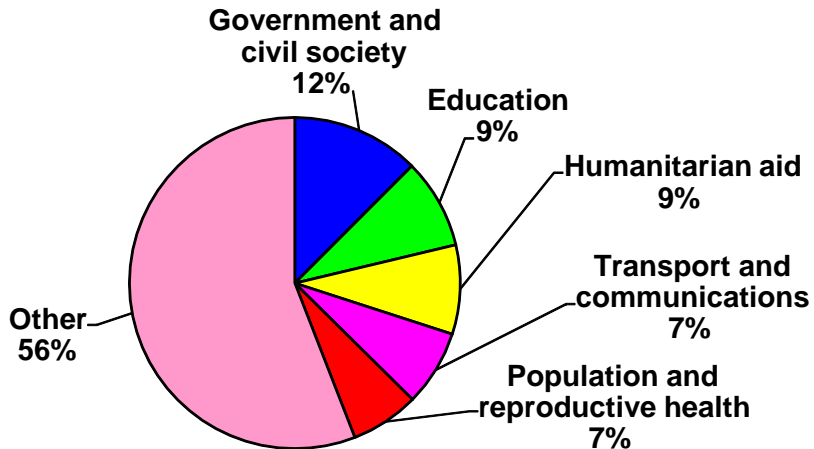
Aid by major purposes

Official development assistance, 2009



MILKEN INSTITUTE

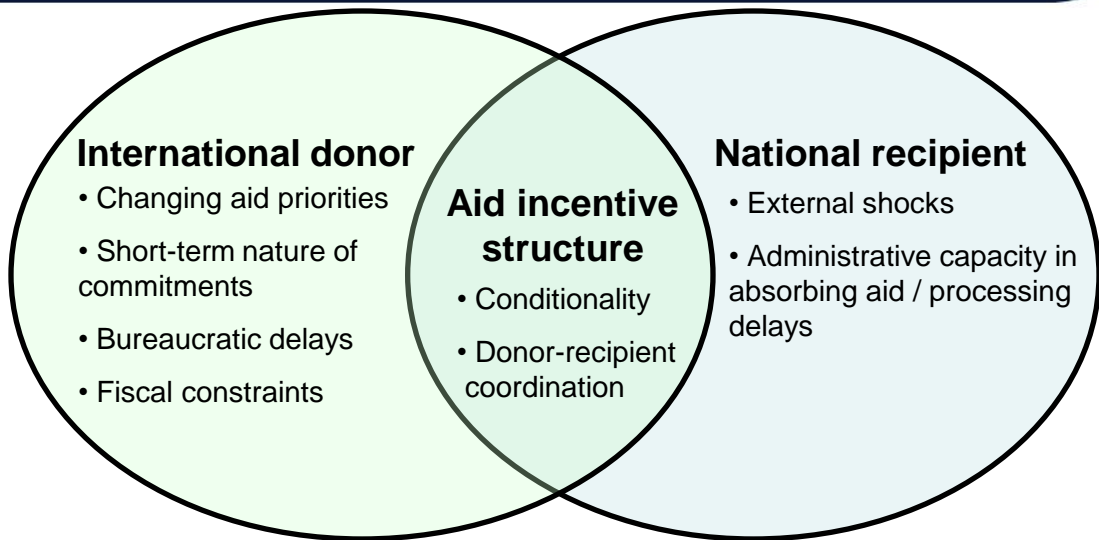
Total gross disbursements: US\$148 billion



Source: OECD.



Reasons for aid unpredictability

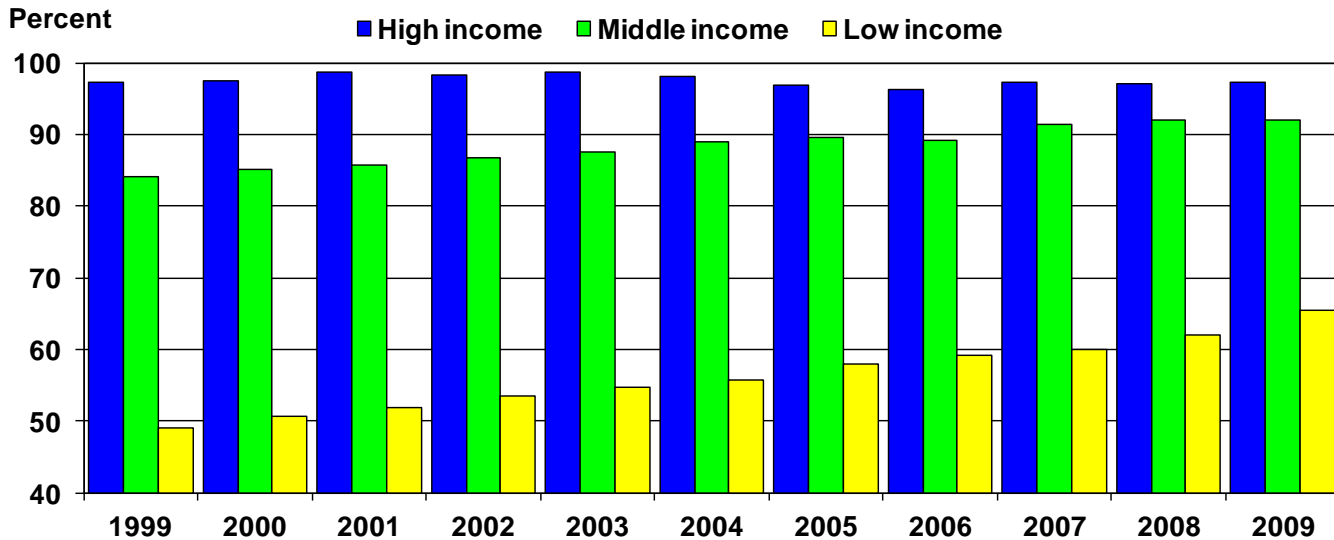


Universal primary education by 2015?

Primary school completion rate, 1999-2009



MILKEN INSTITUTE



Source: World Development Indicators 2011.

One Laptop Per Child: Private solution to universal basic education?



MILKEN INSTITUTE

- To empower the children of developing countries by providing each of them with a rugged, low-cost, low-power, connected laptop.
- OLPC has produced laptops for roughly 2 million children around the world (as of March 2011).



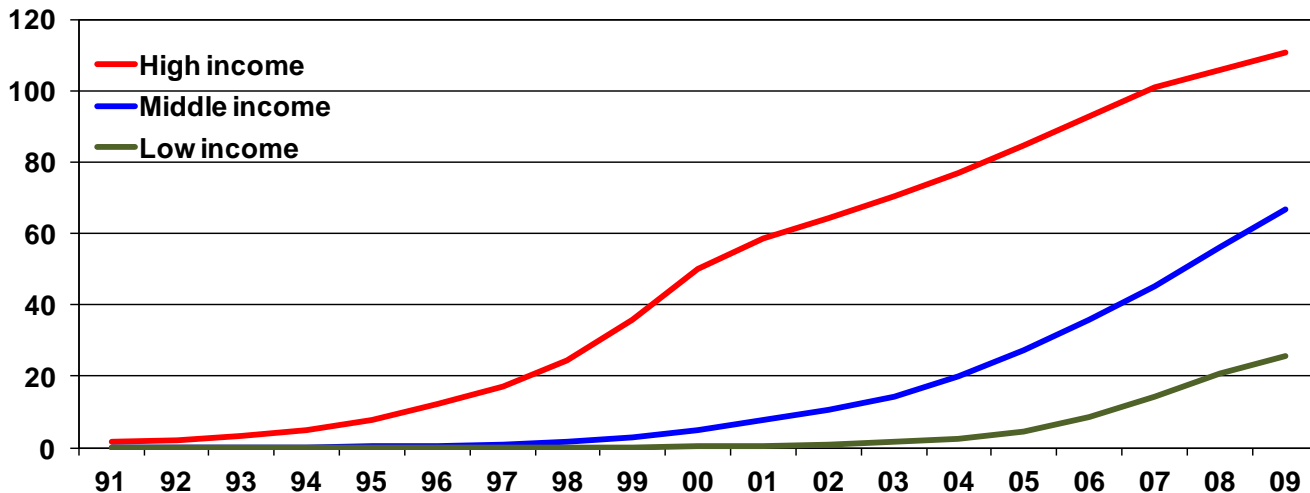
Increased access to cellular technology

Mobile cellular subscriptions (per 100 people), 1991-2009



MILKEN INSTITUTE

Per 100 people



Source: World Development Indicators 2011.

**The
Economist**

ISSN 0950-0804

theeconomist.com

Obama's foreign-policy overlead

Paying to protect forests


Just say no to Opd

How business schools should change

Reading the new bull market

The power of mobile money

A special report on telecoms
in emerging markets



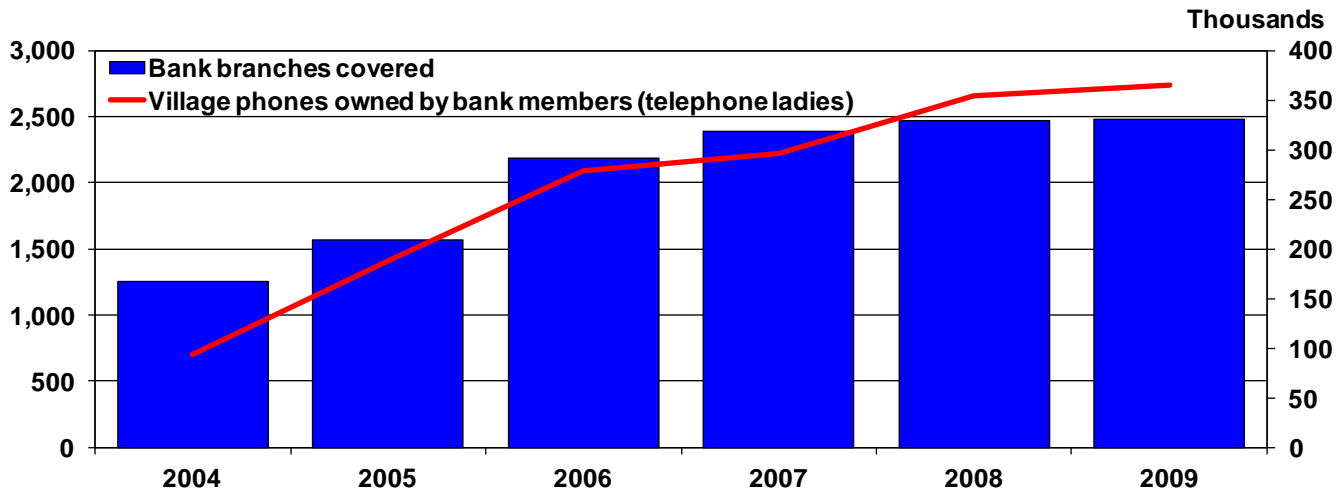
MILKEN INSTITUTE

Becoming Telephone Lady of the village

Grameen Bank's "Village Phone" program, 2004-2009



MILKEN INSTITUTE



Source: Grameen Bank.

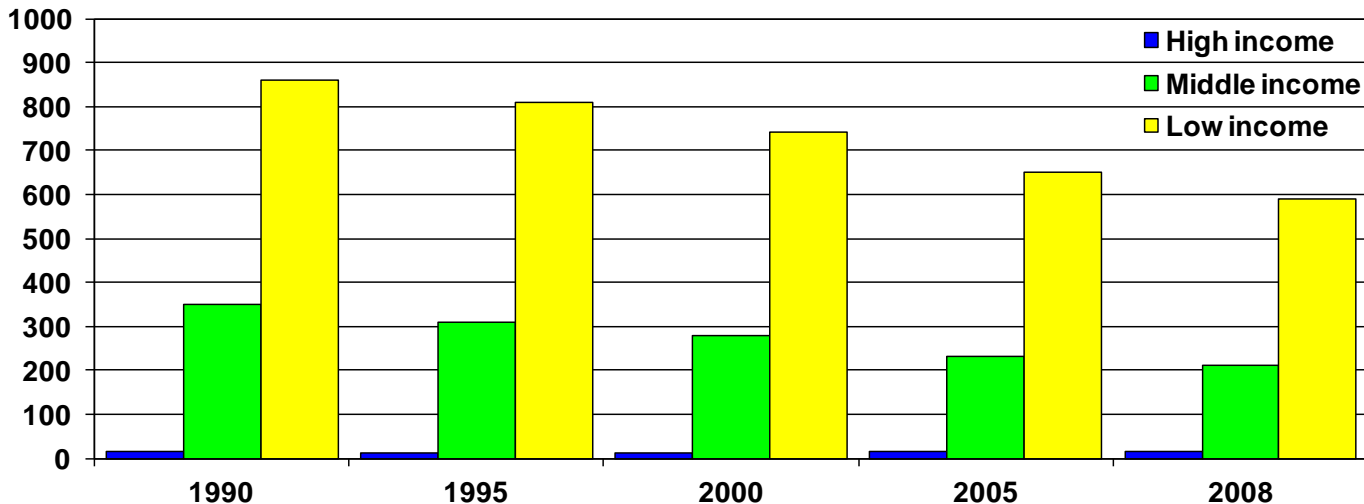
Maternal deaths in the developing world: On decline but still a serious threat

Maternal mortality ratio by country income group, 1990-2008



MILKEN INSTITUTE

Per 100,000 live births



Source: World Development Indicators 2011.

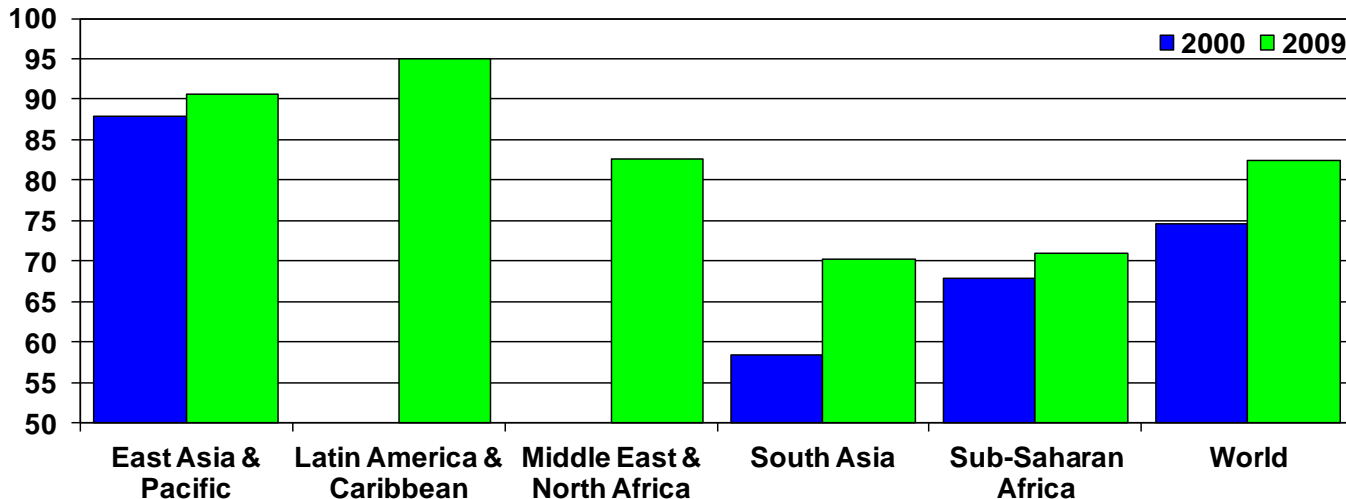
Prenatal care lowers the risk of maternal death

Pregnant women receiving prenatal care, 2000 vs. 2009



MILKEN INSTITUTE

Percent



Note: 2000 data is not available for Latin America and Caribbean, Middle East and North Africa.

Source: World Development Indicators 2011.

Affordable prenatal care is key to improving maternal health in poor countries

- Improving maternal health is no. 5 of the U.N. Millennium Development Goals.
- U.S. Agency for International Development, for example, funds Jhpiego's work in developing an inexpensive and reliable self-test for early detection of pre-eclampsia.





MILKEN INSTITUTE
GLOBAL
conference
2012

Fifteen years of Global Conference

Join us in 2012 for a
milestone anniversary

April 29–May 2 | Los Angeles